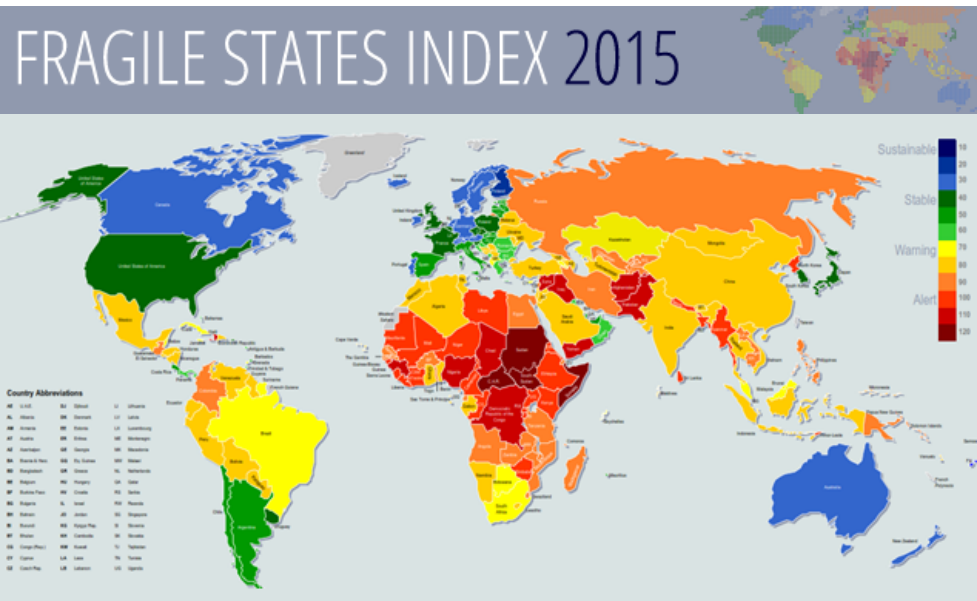




[About](#) [Programs](#) [Library](#) [Public Affairs](#) [Donate](#)



Click on the map to open a magnified version.

Copyright (C) FFP 2015

We are pleased to present the eleventh annual Fragile States Index. The FSI focuses on the indicators of risk and is based on thousands of articles and reports that are processed by our CAST Software from electronically available sources. We encourage others to utilize the Fragile States Index to develop ideas for promoting greater stability worldwide. We hope the Index will spur conversations, encourage debate, and most of all help guide strategies for sustainable security.

Download

[Download the Data in Excel Format](#)



Rankings

[2015](#) | [2014](#) | [2013](#) | [2012](#) | [2011](#) | [2010](#)
[2009](#) | [2008](#) | [2007](#) | [2006](#) | [2005](#)

Analysis

[2015](#) | [2014](#) | [2013](#) | [2012](#) | [2011](#) | [Media](#)

More

[Data Spreadsheets](#)
[FAQ](#) | [Methodology](#) | [Indicators](#) | [Reviews](#)
[FSI Country-by-Country Trend Analysis](#)
[FSI Decade Trends](#)
[Other Country Analysis, Data & Trends](#)



Read the 2015 Report



Very High Alert

1		South Sudan	9.8	10.0	10.0	6.9	8.8	9.0	10.0	10.0	10.0	10.0	10.0	10.0	10.0	114.5
2		Somalia	9.6	9.8	9.5	9.2	9.0	9.1	9.3	9.3	10.0	9.7	10.0	9.5	114.0	
3		Central African Rep.	8.4	10.0	9.6	6.9	9.7	8.3	9.5	9.9	10.0	9.8	10.0	9.8	111.9	
4		Sudan	8.7	10.0	9.7	8.8	7.9	8.6	9.6	8.8	9.6	9.5	9.8	9.8	110.8	

High Alert

5		Congo (D. R.)	9.5	9.4	9.5	7.1	8.8	7.9	9.0	9.7	10.0	9.5	9.5	9.8	109.7
6		Chad	9.7	10.0	8.2	8.6	9.1	7.8	9.3	9.7	9.4	8.8	9.5	8.3	108.4
7		Yemen	9.2	9.1	9.4	7.5	8.1	9.3	9.3	8.2	9.1	10.0	9.4	9.5	108.1
9		Syria	8.1	10.0	10.0	7.4	7.0	7.5	9.9	8.2	10.0	10.0	9.9	9.9	107.9
8		Afghanistan	9.3	9.1	8.9	8.1	7.2	8.6	9.7	9.3	8.6	10.0	9.3	9.8	107.9
10		Guinea	9.0	8.7	8.7	7.2	7.6	9.2	9.9	9.8	8.2	8.9	9.6	8.1	104.9
11		Haiti	9.5	8.2	6.7	9.3	9.3	9.1	9.4	9.1	7.4	7.5	9.1	9.9	104.5
12		Iraq	8.2	8.9	10.0	8.1	7.8	6.9	9.2	7.5	8.9	10.0	9.6	9.4	104.5
13		Pakistan	9.0	8.9	10.0	7.0	7.3	7.7	8.6	7.9	8.4	9.6	9.2	9.3	102.9
14		Nigeria	8.8	7.5	9.9	7.1	8.8	7.6	9.1	9.1	8.8	9.9	9.8	6.0	102.4
15		Cote d'Ivoire	8.1	9.0	8.7	6.7	7.9	7.1	8.5	9.0	7.9	8.3	9.1	9.7	100.0
16		Zimbabwe	8.7	8.4	7.8	8.0	8.1	8.0	9.0	8.5	8.3	7.9	9.7	7.6	100.0

Alert

FFP The Fund for Peace
 @fundforpeace

17		Guinea Bissau	8.2	7.8	5.7	8.5	8.4	8.7	9.0	9.2	7.2	8.8	9.6	8.8	99.9
18		Burundi	9.2	9.0	8.0	6.8	7.7	8.5	8.4	8.3	8.2	7.7	7.9	8.4	98.1
19		Niger	9.6	7.9	7.5	6.9	8.4	8.2	7.5	9.3	6.8	8.7	8.9	8.1	97.8
20		Ethiopia	9.2	9.4	8.5	7.0	7.1	6.9	7.4	8.6	8.5	8.4	8.6	7.9	97.5
21		Kenya	9.0	8.3	9.0	7.5	8.3	7.5	8.1	7.9	6.5	8.4	8.9	8.0	97.4
21		Liberia	9.5	9.2	6.2	6.6	8.3	8.6	7.3	9.7	6.7	6.9	8.3	10.0	97.3
23		Uganda	8.9	8.8	8.7	7.3	7.3	7.0	8.0	8.3	7.9	7.6	8.9	8.3	97.0
24		Eritrea	8.8	7.8	6.1	7.6	7.2	8.3	9.1	8.7	9.3	7.7	8.1	8.2	96.9
25		Libya	5.4	7.4	7.8	6.4	6.1	8.0	9.8	7.5	9.0	9.3	9.1	9.5	95.3
26		Mauritania	8.6	8.5	6.9	6.3	7.1	8.0	7.9	8.9	8.0	7.4	8.8	8.5	94.9
27		Myanmar	6.8	8.3	9.7	5.7	8.2	6.5	9.0	8.6	8.3	8.3	8.3	7.0	94.7
28		Cameroon	8.0	7.8	8.1	7.5	7.8	6.2	8.4	8.8	8.0	7.6	9.1	7.0	94.3
29		North Korea	7.5	4.3	6.3	4.2	8.0	9.0	10.0	8.9	9.7	8.6	8.5	8.8	93.8
30		Mali	9.1	7.8	7.6	8.4	7.4	8.2	6.0	9.0	6.7	8.7	4.9	9.3	93.1
31		Sierra Leone	9.5	8.2	6.2	8.4	8.8	8.7	6.9	9.3	5.6	4.8	7.7	7.8	91.9
32		Bangladesh	8.1	6.6	8.4	7.5	7.2	6.7	8.5	8.1	7.7	7.7	9.6	5.7	91.8
33		Congo (Republic)	7.8	8.3	6.6	6.8	8.2	6.4	8.7	9.1	7.9	6.7	6.7	7.6	90.8
34		Sri Lanka	6.0	8.2	9.3	7.8	7.6	5.9	8.0	5.6	8.8	7.9	9.1	6.4	90.6
34		Timor-Leste	8.9	6.8	6.5	7.0	6.7	8.4	7.4	8.4	5.8	7.7	8.3	8.7	90.6
36		Nepal	7.9	7.6	9.1	7.0	7.5	6.8	7.1	7.1	7.7	7.0	8.3	7.4	90.5
37		Rwanda	8.0	7.9	8.8	7.5	8.2	6.3	6.5	7.3	7.7	6.2	8.0	7.8	90.2
38		Egypt	7.1	6.7	8.7	4.7	6.5	8.1	8.7	5.4	9.8	8.2	9.0	7.1	90.0

High Warning

39		Burkina Faso	9.1	7.1	5.0	6.9	8.1	7.1	8.1	8.9	6.2	7.4	7.8	7.5	89.2
40		Djibouti	8.2	7.1	6.6	5.8	7.8	7.4	7.6	7.8	7.2	6.9	7.3	8.4	88.1
41		Lebanon	5.7	9.1	8.6	5.4	5.7	5.9	7.8	5.4	7.2	8.8	9.3	9.2	88.1
41		Angola	8.7	7.6	7.3	6.0	9.6	5.6	8.3	8.9	7.3	6.0	7.2	5.6	88.1
41		Cambodia	7.0	5.8	7.4	7.5	7.1	6.4	8.4	7.7	8.3	6.7	8.2	7.4	87.9
44		Iran	5.4	6.5	8.5	6.2	6.1	6.9	8.9	5.0	9.3	8.0	9.4	7.0	87.2
45		Mozambique	8.7	5.0	5.9	7.4	8.6	7.8	7.2	9.0	6.1	7.0	6.9	7.3	86.9
45		Malawi	8.8	6.1	5.4	8.1	8.4	8.6	6.9	7.8	6.2	4.8	7.7	8.1	86.9
47		Togo	8.0	7.1	4.5	7.3	8.1	6.8	8.1	8.6	7.2	7.0	7.6	6.5	86.8
48		Philippines	8.2	7.4	8.3	6.2	6.2	6.0	7.5	7.2	5.9	9.1	8.0	6.3	86.3
48		Swaziland	8.5	4.9	3.7	6.9	8.1	9.3	8.5	7.5	8.5	6.0	6.8	7.6	86.3
50		Solomon Islands	8.5	4.9	6.5	6.3	8.9	7.6	7.3	7.6	5.7	6.4	8.2	8.0	85.9
51		Gambia	8.2	6.4	3.7	7.7	7.2	7.8	7.8	7.7	8.6	6.0	6.8	7.5	85.4
51		Uzbekistan	6.1	6.0	7.6	6.3	7.0	6.8	9.6	5.4	9.1	7.6	8.8	5.1	85.4
53		Zambia	9.4	6.9	5.7	7.8	8.6	7.7	7.4	7.6	6.8	5.0	5.7	6.6	85.2
54		Equatorial Guinea	7.7	3.3	6.3	6.0	9.0	5.2	9.8	7.1	9.7	7.0	8.2	5.5	84.8
55		Laos	7.1	5.6	6.3	7.4	6.9	5.5	9.0	7.7	8.1	6.0	8.3	6.6	84.5
56		Madagascar	8.5	3.9	4.6	6.1	8.5	7.6	7.2	9.1	6.1	7.1	7.6	7.3	83.6
57		Tajikistan	7.8	4.8	7.3	6.3	5.6	7.4	9.1	5.9	7.6	6.8	8.4	6.4	83.4
57		Papua New Guinea	7.3	4.6	6.3	7.1	9.0	6.2	6.9	8.7	6.6	6.9	7.1	6.7	83.4
59		Comoros	7.6	4.5	5.0	7.8	7.0	8.0	6.8	8.0	6.1	7.2	7.5	7.8	83.3
60		Senegal	8.0	7.8	6.3	7.4	7.3	7.3	5.5	7.9	6.2	6.2	6.6	6.5	83.0
61		Colombia	6.9	7.8	8.0	6.7	7.5	3.8	7.1	6.0	7.3	7.3	7.6	6.5	82.5
62		Kyrgyz Republic	5.9	5.8	8.4	6.4	6.4	7.0	7.8	5.6	7.2	6.8	8.0	6.9	82.2
63		Tanzania	8.8	6.4	5.7	7.0	7.0	6.7	6.0	8.7	6.0	5.5	5.7	7.3	80.8
64		Guatemala	7.3	5.5	7.9	6.7	8.0	6.0	6.6	7.4	6.6	7.0	6.0	5.4	80.4
65		Russia	5.1	5.7	9.3	4.5	6.4	4.4	7.9	4.7	8.9	9.1	8.1	5.9	80.0

Warning

66		Lesotho	7.7	4.9	4.4	7.4	7.3	8.3	6.4	8.0	4.8	5.6	7.3	7.8	79.9
67		Algeria	5.7	6.4	8.2	5.1	6.0	6.4	7.8	5.8	7.1	8.0	7.7	5.4	79.6
68		India	8.0	5.4	8.3	5.5	7.5	5.6	5.2	7.5	5.9	7.9	7.3	5.3	79.4
68		Israel/West Bank	6.0	7.4	9.7	3.8	6.9	3.9	6.3	5.3	7.4	7.0	8.1	7.6	79.4
70		Georgia	3.9	7.4	7.8	5.4	5.9	5.8	8.8	4.8	5.8	7.3	9.1	7.3	79.3
71		Thailand	6.9	6.0	8.5	4.1	5.8	4.0	8.0	4.9	7.7	8.9	10.0	4.3	79.1
72		Nicaragua	6.2	4.6	6.5	8.1	7.9	6.2	7.3	7.2	5.3	5.6	6.8	7.3	79.0
73		Benin	8.2	6.0	3.9	6.8	7.5	6.6	6.2	8.6	5.6	6.2	6.1	7.1	78.8
74		Bhutan	6.0	6.9	7.9	6.8	6.9	5.7	5.0	6.6	6.5	5.0	7.5	7.9	78.7
75		Venezuela	5.1	4.8	7.3	5.2	6.7	6.5	8.6	7.2	8.3	6.5	8.1	4.3	78.6
76		Honduras	6.8	3.7	6.4	6.9	7.7	6.3	6.7	6.7	6.3	6.7	6.6	7.4	78.2
77		Bolivia	6.7	3.8	6.5	6.4	8.6	5.4	7.0	6.9	5.9	6.6	8.0	6.2	78.0
78		Turkmenistan	5.7	3.9	7.1	5.1	6.9	5.0	9.7	6.1	8.8	6.8	7.8	4.6	77.5
79		Bosnia	6.1	7.3	7.1	5.5	5.6	5.8	7.0	4.1	5.8	6.2	8.7	8.2	77.4

[Follow](#)

J. J. Messner
@jjmessner

23 Jun

Mark Moody-Stewart: if we'd had [#VoluntaryPrinciples](#) back in the day, it would have saved our company a lot of trouble. [#GlobalCompact15](#)

Retweeted by The Fund for Peace

Expand

J. J. Messner
@jjmessner

23 Jun

Mark Moody-Stewart: implementation of [#VoluntaryPrinciples](#) in sectors beyond only oil and mining makes a lot of sense [#GlobalCompact15](#)

Retweeted by The Fund for Peace





























Expand

The Fund for Peace
@fundforpeace



















23 Jun

FFP's [@jjmessner](#) will be moderating a panel on building peace and realizing sustainable development at UN [#GlobalCompact15](#) today in New York













Tweet to @fundforpeace

80		Azerbaijan	5.1	7.6	6.4	4.3	5.9	4.1	8.6	5.4	8.4	6.7	7.9	6.9	77.3
81		Jordan	7.0	8.8	7.7	3.6	5.9	6.3	6.1	4.7	7.6	5.5	6.9	6.8	76.9
82		Fiji	4.7	3.4	7.0	7.6	6.8	6.7	7.4	4.5	6.9	6.7	7.9	7.2	76.8
83		China	7.4	5.6	8.3	4.6	7.4	3.4	8.0	6.2	9.2	5.9	7.2	3.2	76.4
84		Ukraine	4.5	4.4	7.0	5.5	4.7	6.5	8.5	3.8	6.4	7.9	8.0	9.1	76.3
85		Ecuador	5.7	5.2	7.8	6.2	6.8	5.3	7.0	6.3	5.1	6.7	8.2	5.6	75.9
86		Tunisia	4.7	4.1	7.8	5.5	5.4	6.6	7.0	4.9	7.0	7.8	8.1	6.9	75.8
87		Belarus	5.6	4.1	6.8	3.4	5.2	6.1	8.6	4.7	8.4	6.6	8.3	7.8	75.6
88		Indonesia	7.1	5.9	7.3	6.3	6.3	5.2	5.6	6.0	6.8	6.2	7.0	5.3	75.0
89		Morocco	5.5	5.3	7.1	7.6	6.3	5.3	6.5	5.7	7.0	5.7	6.6	6.0	74.6
90		Turkey	5.5	7.5	9.0	3.7	6.2	5.0	6.3	4.9	6.4	7.7	7.3	5.0	74.5
91		Maldives	5.8	4.7	4.6	5.6	4.1	6.4	8.5	6.1	7.5	6.1	7.8	7.0	74.2
92		Serbia	5.5	7.0	8.1	5.3	5.3	6.7	5.7	4.7	4.9	6.0	8.0	6.6	73.8
93		Sao Tome & Principe	6.7	4.3	4.5	7.9	6.5	8.4	6.1	5.8	3.8	5.5	6.3	7.9	73.7
94		Micronesia	7.1	3.2	4.0	9.0	8.4	8.1	6.0	5.7	3.1	5.1	5.6	8.3	73.6
95		Cape Verde	7.1	4.1	4.0	8.6	7.5	6.2	5.7	6.5	4.5	5.7	5.5	8.1	73.5
96		Moldova	5.3	4.4	6.5	6.4	5.3	6.3	6.3	5.4	5.4	6.6	7.8	7.3	73.0
97		Vietnam	6.1	4.7	6.5	5.6	5.5	5.8	8.1	5.2	7.8	5.1	6.9	5.1	72.4
98		Peru	5.3	4.8	7.5	6.7	7.3	3.7	7.1	7.1	4.6	7.1	6.7	4.0	71.9
98		Ghana	7.1	5.5	4.6	7.6	7.1	6.3	5.0	7.9	5.2	4.1	4.9	6.6	71.9
100		Mexico	6.2	4.4	6.4	5.8	6.6	4.6	5.9	6.8	6.5	8.0	5.1	5.5	71.8
101		Saudi Arabia	5.8	4.6	7.4	3.7	5.8	4.4	7.8	3.7	9.2	6.4	8.0	4.8	71.6
102		El Salvador	6.9	5.1	6.3	6.9	6.6	5.9	4.8	6.7	6.1	6.5	4.3	5.3	71.4
103		Paraguay	5.9	2.2	5.9	5.2	8.4	5.1	7.1	6.7	6.1	6.5	7.8	4.4	71.3
103		Gabon	7.1	5.0	3.7	5.5	6.9	4.8	7.4	6.8	6.9	5.0	7.1	5.1	71.3
104		Dominican Republic	6.8	3.8	5.8	7.6	6.3	5.3	6.0	6.8	5.5	5.2	6.2	5.9	71.2
106		Namibia	7.0	5.5	5.9	6.5	8.1	7.1	3.8	7.3	4.3	4.9	3.5	6.9	70.8
107		Guyana	5.6	3.6	6.5	9.1	6.2	6.2	5.9	6.1	3.9	5.8	5.1	6.5	70.5




Low Warning













108		Armenia	3.6	7.0	5.4	6.0	5.0	6.0	7.0	4.1	6.5	5.3	7.0	6.8	69.7
109		Suriname	5.3	3.0	5.8	7.3	6.6	6.8	5.5	5.8	4.9	5.4	5.8	6.2	68.4
110		Kazakhstan	5.0	3.5	7.0	3.6	4.7	6.5	8.0	4.5	7.5	5.7	7.6	4.7	68.3
111		Samoa	6.2	2.1	4.5	8.9	5.4	6.5	6.2	5.0	4.5	5.2	5.1	8.6	68.2
112		Cuba	5.6	4.5	4.5	5.7	5.9	4.5	7.0	4.7	7.3	5.7	7.0	5.0	67.4
113		South Africa	7.0	5.9	5.5	4.9	7.4	6.3	5.3	6.4	4.3	5.3	5.6	3.1	67.0
114		Cyprus	4.0	4.5	7.0	4.5	6.4	6.7	5.3	3.0	3.3	4.4	7.9	9.2	66.2
115		Malaysia	5.8	4.2	6.2	4.5	5.3	3.6	6.9	4.7	7.2	6.8	6.5	4.2	65.9
116		Belize	5.9	4.1	4.1	6.5	6.2	5.9	5.7	5.8	4.1	5.8	4.3	6.9	65.3
117		Jamaica	5.2	3.0	3.9	7.8	5.9	7.1	5.3	5.8	4.9	6.3	3.7	5.7	64.6
118		Macedonia	3.3	5.3	7.0	5.5	5.6	5.7	5.5	4.4	3.9	5.4	7.0	5.9	64.5
119		Bahrain	4.6	2.6	7.7	3.5	5.1	3.2	8.4	2.3	7.8	6.7	7.1	5.3	64.3
120		Grenada	5.2	3.2	3.8	8.4	5.3	5.9	5.9	3.7	3.7	5.6	5.6	7.1	63.4
121		Brunei	4.2	2.7	5.9	4.6	7.8	2.8	8.0	2.2	7.7	5.6	7.4	4.1	63.0
122		Botswana	7.5	5.2	5.4	5.1	7.7	6.3	3.8	6.0	4.4	3.5	3.3	4.6	62.8
123		Brazil	7.6	3.1	5.9	4.1	7.7	3.9	5.1	5.9	5.8	5.9	4.9	2.7	62.6
124		Seychelles	5.1	3.1	4.5	5.5	6.0	4.6	5.7	3.2	4.6	6.6	5.7	7.5	62.1
125		Albania	4.1	3.1	5.0	7.1	4.2	5.2	6.2	4.5	5.5	4.7	6.2	6.1	61.9

Less Stable












126		Trinidad and Tobago	5.0	3.0	4.1	7.5	5.5	4.3	5.0	4.8	4.6	5.7	5.6	3.6	58.7
127		Antigua and Barbuda	4.6	3.0	3.9	7.3	5.0	5.0	5.9	3.9	4.5	5.2	3.7	5.8	57.8
128		Kuwait	5.1	4.0	4.7	3.1	4.7	3.0	7.3	2.5	7.3	3.9	7.5	4.4	57.5
129		Mongolia	5.5	2.4	4.3	3.1	6.4	4.3	4.5	5.7	4.8	4.0	5.5	6.5	57.0
130		Bulgaria	4.2	3.5	5.2	4.6	4.9	6.2	5.0	4.2	3.4	4.1	5.3	4.8	55.4
131		Panama	5.7	3.5	5.6	4.0	7.3	3.4	4.0	5.5	4.8	5.1	2.5	3.2	54.6
132		Montenegro	3.3	4.5	7.3	3.6	2.9	4.6	4.0	3.6	4.2	4.0	6.3	5.9	54.2
132		Romania	3.7	2.7	6.8	4.5	4.7	5.2	5.6	4.3	3.9	3.5	5.2	4.1	54.2
134		Greece	3.6	1.6	5.0	3.8	4.2	6.5	6.5	3.9	3.4	4.5	3.7	5.9	52.6
135		Oman	5.0	2.0	3.0	1.9	4.2	4.5	6.6	3.8	7.5	4.7	6.6	2.2	52.0
136		Bahamas	6.1	2.8	4.1	5.0	5.0	4.7	4.3	4.4	3.0	4.0	4.5	3.7	51.6
137		Croatia	3.6	4.9	5.7	4.5	3.8	5.3	3.4	2.9	4.1	4.0	4.4	4.4	51.0

Stable















138		Barbados	3.8	2.7	4.1	5.4	5.1	5.7	3.0	2.7	2.9	4.3	4.2	5.4	49.3
139		Hungary	2.3	2.5	4.7	3.3	4.3	5.9	6.6	3.3	4.5	2.4	5.3	4.0	49.1
140		Latvia	3.4	2.9	7.4	4.4	4.6	4.0	3.9	3.4	3.0	3.5	4.3	3.8	48.6

141		Argentina	3.8	2.0	5.0	3.0	5.4	4.9	4.7	4.3	4.1	3.6	2.8	4.0	47.6
142		Costa Rica	4.1	3.9	4.7	3.5	5.5	4.3	2.9	4.5	2.1	3.1	3.8	4.3	46.7
143		Qatar	4.3	1.8	4.6	3.1	5.2	2.6	6.0	1.8	6.2	2.5	5.0	3.2	46.3
144		United Arab Emirates	4.5	2.2	3.9	2.5	4.2	2.9	6.6	2.7	7.1	3.1	3.6	2.9	46.2
145		Mauritius	4.1	2.2	3.8	4.2	4.3	4.7	3.5	3.8	3.4	2.8	3.2	5.2	45.2
146		Estonia	3.3	2.9	6.5	3.5	3.7	3.6	3.2	3.4	2.0	3.1	5.5	3.1	43.8
147		Italy	3.1	3.7	4.9	2.0	3.4	5.6	4.2	2.3	2.5	4.4	4.9	2.2	43.2
148		Lithuania	3.3	2.6	4.3	4.2	5.0	5.0	3.2	4.0	2.4	3.0	3.0	3.0	43.0
149		Slovak Republic	2.8	2.0	5.9	4.2	4.0	5.1	3.7	2.9	2.7	2.3	3.7	3.3	42.6
150		Chile	5.1	2.1	4.1	3.2	5.1	3.6	3.0	4.5	3.4	3.1	1.7	2.6	41.5
151		Malta	2.8	4.6	3.9	4.0	2.9	4.2	3.9	2.3	3.3	3.4	2.0	3.6	40.9
151		Spain	2.5	1.7	5.8	2.4	4.0	5.0	3.3	2.7	1.9	3.3	6.1	2.2	40.9

More Stable

153		Poland	3.3	2.8	4.4	4.4	3.5	4.1	3.2	2.8	2.5	2.3	3.8	2.7	39.8
154		Czech Republic	1.9	2.0	3.8	2.8	3.2	4.8	4.2	3.1	2.1	2.6	4.3	2.6	37.4
155		Uruguay	3.5	1.9	3.0	4.4	4.2	3.2	1.4	3.4	2.2	3.7	2.7	2.9	36.5
156		South Korea	2.8	1.5	3.4	3.5	3.5	2.0	3.3	2.4	2.6	2.1	3.8	5.4	36.3
157		Japan	4.8	3.1	4.2	2.6	1.9	4.6	1.7	2.1	3.4	1.4	2.6	3.6	36.0
158		United States	3.0	2.1	5.0	1.5	4.8	2.8	2.4	2.1	3.7	2.8	4.0	1.1	35.3
159		Singapore	2.9	1.1	3.1	3.3	4.0	2.5	3.8	1.8	4.6	1.6	4.0	1.7	34.4
160		France	2.8	2.2	6.8	2.2	3.7	4.8	1.8	1.5	2.3	2.3	1.9	1.4	33.7
161		United Kingdom	2.6	2.4	5.6	2.1	3.7	3.9	2.0	2.1	1.8	2.5	3.5	1.2	33.4
162		Slovenia	2.8	1.4	3.9	2.8	3.9	4.2	2.6	2.0	2.0	2.1	1.6	2.3	31.6
163		Belgium	2.5	1.6	4.1	1.9	3.2	4.5	1.9	2.1	1.2	2.0	3.9	1.5	30.4

Sustainable

164		Portugal	2.6	1.6	2.6	2.2	2.9	5.1	1.8	2.7	2.3	1.6	1.8	2.5	29.7
165		Germany	2.5	3.0	4.6	2.1	3.3	2.9	1.2	1.6	1.5	2.1	2.0	1.3	28.1
166		Netherlands	3.0	2.1	3.9	2.6	2.7	3.4	1.0	1.5	1.0	1.8	2.6	1.2	26.8
167		Austria	2.4	2.0	4.3	1.5	3.4	2.2	1.4	1.6	1.7	1.1	2.7	1.7	26.0
168		Canada	2.4	2.0	3.9	2.2	3.0	1.8	0.9	2.0	1.8	2.2	2.5	1.0	25.7
169		Ireland	2.2	1.4	1.9	2.8	2.7	4.1	1.5	1.9	1.2	1.8	1.3	1.9	24.7
170		Australia	1.8	2.1	4.4	1.0	2.7	2.1	1.1	2.0	2.4	2.1	1.6	1.0	24.3
171		Iceland	1.6	1.4	1.3	2.8	1.6	3.6	0.9	1.7	1.1	1.0	1.8	4.6	23.4
172		New Zealand	1.9	1.1	4.1	2.1	2.8	3.9	0.5	1.9	1.0	1.1	1.1	1.1	22.6
173		Switzerland	1.9	2.1	3.6	2.1	2.7	2.0	1.0	1.4	1.8	1.4	1.0	1.3	22.3
174		Luxembourg	1.7	1.7	3.1	2.1	1.5	1.5	1.3	1.3	1.0	2.0	3.4	1.6	22.2
175		Denmark	2.5	1.4	3.6	1.9	2.1	2.5	0.5	1.4	1.3	1.5	1.4	1.4	21.5
176		Norway	2.0	1.9	3.7	1.6	2.0	1.7	0.4	1.4	1.3	2.5	1.1	1.2	20.8
177		Sweden	2.5	2.3	1.3	1.5	1.8	2.3	1.0	1.6	1.0	2.1	1.8	1.0	20.2

Very Sustainable

178		Finland	1.5	1.5	1.6	2.3	1.0	3.8	0.5	1.2	0.9	1.4	1.1	1.0	17.8
-----	---	---------	-----	-----	-----	-----	-----	-----	-----	-----	-----	-----	-----	-----	------